




# ALCAD

- ▶ AMPLIFICADORES MULTIBANDA DE INTERIOR
- ▶ INDOOR MULTIBAND AMPLIFIERS
- ▶ AMPLIFICATEURS MULTIBANDE D'INTERIEUR
- ▶ AMPLIFICADORES MULTIBANDA PARA INTERIOR
- ▶ INNERER MEHRBEREICHsverstärker



**CARACTERISTICAS PRINCIPALES****MAIN FEATURES****PRINCIPALES CARACTERISTIQUES****CARACTERISTICAS PRINCIPALIS****WESENTLICHE KENNZEICHEN**

CODIGO-CODE-CODE-CODIGO-CODE		9040056		9040057	
TIPO-TYPE-TYPE-TIPO-TYP		AI-131		AI-133	
SISTEMA DE TV TV SYSTEM SYSTEME DE TV SISTEMA DE TV TV SYSTEM		AM TV DVB-T / DVB-C			
ENTRADAS/SALIDAS INPUTS/OUTPUTS ENTREES/SORTIES ENTRADAS/SAIDAS EINGANGE/AUSGANGE		1/1			
RANGO DE FRECUENCIAS FREQUENCY RANGE GAMME DE FREQUENCE RANGO DE FRECUENCIAS FREQUENZBEREICH	Band	RETURN	VHF/BS/UHF	RETURN	VHF/BS/UHF
	MHz	5 - 30	47 - 862	5 - 65	86 - 862
GANANCIA GAIN GAIN GANHO VERSTÄRKUNG	dB	-2,5 ± 0,5	24 ± 1,0	-2,5 ± 0,5	24 ± 1,0
MARGEN REGULACION DE GANANCIA ADJUSTABLE GAIN RANGE PLAGE DE REGLAGE DU GAIN MARGEM DE REGULACAO DO GANHO REGELBARER VERSTÄRKUNG	dB	-	13	-	13
MARGEN DE ECUALIZACION ADJUSTABLE EQUALIZATION RANGE PLAGE DE REGLAGE DE PENTE MARGEM DE EQUALIZACAO REGELBARE ENTZERRUNG	dB	-	20	-	18
TEST DE SALIDA OUTPUT TEST POINT SORTIE TEST SAIDA DE TEST TESTAUSGANG	dB	-15 ± 1,0			
NIVEL DE SALIDA OUTPUT LEVEL NIVEAU DE SORTIE NIVEL DE SAIDA AUSGANGSPEGEL	dB $\mu$ V	113 DIN 45004B 110 (IMD <sub>3</sub> -60 dB) 100 (IMD <sub>2</sub> -60 dB)			
NIVEL DE SALIDA OUTPUT LEVEL NIVEAU DE SORTIE NIVEL DE SAIDA AUSGANGSPEGEL	dB $\mu$ V	97 (CTB -60dB) 95 (CSO -60dB) 97 (XMOD -60dB)			

DIN 45004B: 3 unequal carriers, IMD<sub>3</sub> at 60 dBIMD<sub>3</sub> -60 dB: 2 equal carriers, EN 50083-3IMD<sub>2</sub> -60 dB: 2 equal carriers, EN 50083-3

CTB -60 dB: 42 equal carriers, EN 50083-3

CSO -60 dB: 42 equal carriers, EN 50083-3

XMOD -60 dB: 42 equal carriers, EN 50083-3

**CARACTERISTICAS PRINCIPALES****MAIN FEATURES****PRINCIPALES CARACTERISTIQUES****CARACTERISTICAS PRINCIPAIS****WESENTLICHE KENNZEICHEN**

CODIGO-CODE-CODE-CODIGO-CODE		9040056	9040057
TIPO-TYPE-TYPE-TIPO-TYP		AI-131	AI-133
FIGURA DE RUIDO NOISE FIGURE FACTEUR DE BRUIT FIGURA DE RUIDO RAUSCHMAß	dB	6 ± 1,0	
TENSION DE RED MAINS VOLTAGE TENSION DU SECTEUR TENSÃO DE REDE NETZSPANNUNG	V ~	230 ± 10% <sup>(1)</sup> 50/60 Hz	
	VA	5,5	
TEMPERATURA DE FUNCIONAMIENTO OPERATING TEMPERATURE TEMPERATURE DE FONCTIONNEMENT TEMPERATURA DE FUNCIONAMENTO BETRIEBSTEMPERATUR	°C	-10..+65	
INDICE DE PROTECCION PROTECTION INDEX INDICE DE PROTECTION INDICE DE PROTECÇÃO SCHUTZKLASSE		IP 20	

(1) Bajo pedido 125 o 240 V ~

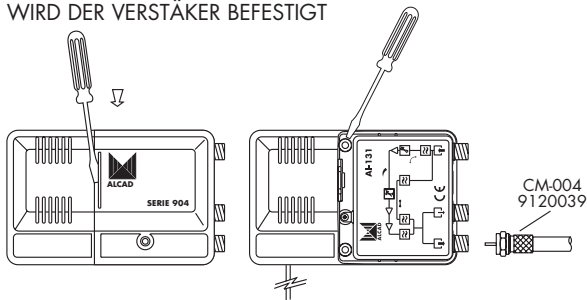
(1) Upon request 125 or 240 V ~

(1) Sur demande 125 ou 240 V ~

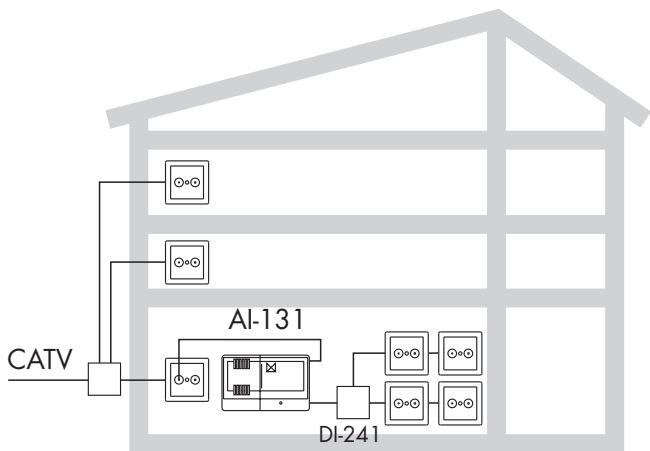
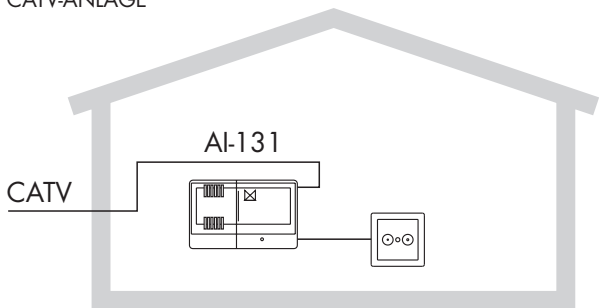
(1) Sob pedido 125 ou 240 V ~

(1) Nach Anfrage Auswahl zwischen 125 oder 240 Wechselspannung möglich

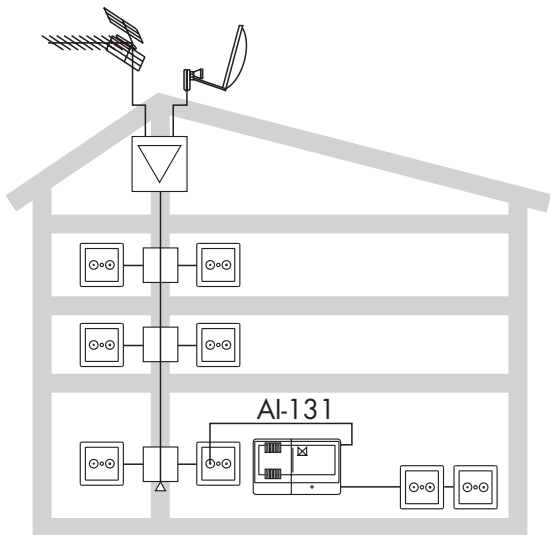
- ▶ COMO FIJAR EL AMPLIFICADOR
- ▶ HOW TO FIX THE AMPLIFIER
- ▶ COMMENT FIXER L'AMPLIFICATEUR
- ▶ COMO FIXAR O AMPLIFICADOR
- ▶ WIE WIRD DER VERSTÄCKER BEFESTIGT



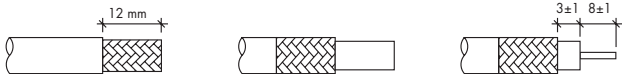
- ▶ INSTALACION CATV
- ▶ CATV INSTALLATION
- ▶ INSTALLATION RESEAU CABLE
- ▶ INSTALAÇÃO CATV
- ▶ CATV-ANLAGE



- ▶ INSTALACION COLECTIVA CON CANALES S
- ▶ COLLECTIVE INSTALLATION WITH S CHANNELS
- ▶ INSTALLATION COLLECTIVES AVEC CANAUX EN BANDE S
- ▶ INSTALAÇÃO COLECTIVA COM CANAIS S
- ▶ GEMEINSCHAFTSANLAGE MIT S-KANALEN

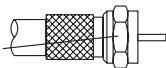


- ▶ COMO PREPARAR LOS CONECTORES F
- ▶ HOW TO PREPARE THE F CONNECTORS
- ▶ COMMENT PRÉPARER LES CONNECTEURS F
- ▶ COMO PREPARAR OS CONECTORES F
- ▶ KABEL VORBEREITUNG FÜR F-STECKER



CM-004. Se vende por separado, en lote de 10 u.  
 CM-004. Are sold separately in a 10 units/pack  
 CM-004. A vendre séparément par lots de 10 u.  
 CM-004. Vende-se separadamente em lotes de 10 u.  
 CM-004. F-Stecker nicht im Lieferumfang enthalten bitte separat bestellen im 10 st. Pack

**CM-004**  
**9120039**





## DECLARATION OF CONFORMITY

according to EN 45014

**Manufacturer's Name:** ALCAD, S.A.  
**Manufacturer's Address:** Polígono Arreche-Ugalde, 1  
Apdo. 455  
**20305 IRUN** (Guipúzcoa)  
**SPAIN**

declares that the product

**Product Name:** 904 Series: CATV AMPLIFIERS  
**Model Number(s):** AI-131, AI-133

**Product Option(s):** INCLUDING ALL OPTIONS

is in conformity with:

Safety: EN50083-1

EMC: EN 50083-2, EN 50081-1 Electromagnetic Compatibility for Equipment  
IEC 61000-4-2:1995 / EN 50082-1:1997 ESD 8KV AD, 4KV CD.  
IEC 61000-4-4:1995 / EN 50082-1:1997 EFT 0,5KV- 5KHz Sig. Lines, 1KV-5KHz Power Lines.  
IEC 61000-4-5:1995 / EN 50082-1:1997 CWG 1KV Power Lines.  
IEC 61000-4-11:1994 / EN 50082-1:1997 Dips and Variation.

Technical Features : EN50083-3

### Supplementary Information:

The product herewith complies with the requirements of the Low Voltage Directive 73/23/ECC, and the EMC Directive 89/336/EEC and their relevant amendments, gathered under the directives 93/68/EEC.

Note: to comply with these directives, do not use the products without covers and operate the system as specified.



Irún,

2-09-02

Date

Anton Galarza / General Manager



**ALCAD, S.A.**  
Tel. 943 63 96 60  
Fax 943 63 92 66  
Int. Tel. +34 - 943 63 96 60  
info@alcad.net  
Apdo. 455 - Polígono Arreche-Ugalde, 1  
**20305 IRUN** - Spain

[www.alcad.net](http://www.alcad.net)

**FRANCE** - Hendaye  
Tel. 00 34 - 943 63 96 60

**PORTUGAL** - Lisboa  
Tel. 21 - 716 10 36

**GERMANY** - Munich  
Tel. 089 73 30 64

**CZECH REPUBLIC** - Ostrovačice  
Tel. 546 427 059



ISO 9001

